



# HS3225RT

Rough terrain scissor lift

## LIST OF STANDARD EQUIPMENT

- Proportional controls
- Self-locking door on platform
- Four-wheel drive
- Four-wheel steering
- Standard oscillating axle
- Automatic braking system
- Self-weight lowering system
- Explosion-proof tubing system
- On-board diagnostics system
- Tilt indicator with alarm
- Motion alarm
- Horn
- Hour counter
- Hydraulic oil cooling system
- Warning siren during lowering and dual flashing LED light
- Fold-down guardrails
- Dual slide-out platform extension deck
- Manual emergency brake release
- Anchoring eyebolts
- Tie-down and lifting points
- Automatic stabilizers to work at height
- Anti-restart engine protection
- Emergency pump
- Emergency stop button
- Platform load moment indicator
- Drivable at full height



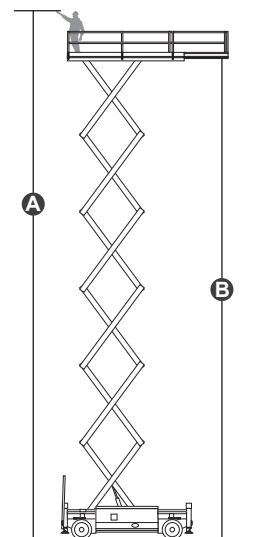
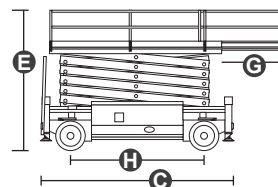
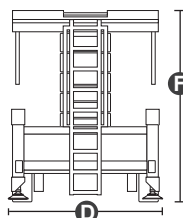
LOGISTICS



CONSTRUCTION

## HS3225RT

Load capacity		1,000 kg
Load capacity on extended platform		1,000 kg
Max. occupants (inside/outside)		4/4
Max. working height	A	32.00 m
Platform floor level height indoor	B	30.00 m
Overall length	C	6.73 m
Overall width	D	2.55 m
Overall height (rails up)	E	4.13 m
Transport height (rails down)	F	3.19 m
Platform dimensions (length/width)		6.20 m / 2.45 m
Platform extension	G	2.10 m
Ground clearance		0.20 m
Wheelbase	H	4.86 m
Turning radius (inside)		3.80 m
Turning radius (outside)		6.30 m
Range Extender engine		Kubota Z482 (9.8kW/3,600rpm)
Driving motors		4x56VDC/6kW
Lifting motors		53VAC/28kW
Travel speed (stowed)		3.5 km/h
Travel speed (raised)		0.3 km/h
Batteries		Lithium batteries 80V/420Ah
Diesel tank		130 l
Hydraulic tank		260 l
Integrated battery charger		80V/80A
Gradeability		0,3
Maximum working slope		2° / 3°
Tyres		15-625
Weight (CE)		24,400 kg



### STANDARDS MET: EN 280-1, ANSI/SAIA A92.20

The data given in this brochure are provided for information purposes and are subject to change without prior notice. All images are purely guideline and might not give an exact representation of the product.