

**IN**

ES1008AC+

Paved surface scissor lift

LIST OF STANDARD EQUIPMENT

- AC batteries with IP67 waterproof system
- Automatic tipping protection system underneath body
- Crushing protection
- High ground clearance
- Self-locking door on platform
- Speed limit at full height
- Electric steering system
- Drivable at full height
- Platform load sense system
- Automatic braking system
- Non-marking tyres
- Tilt indicator with alarm
- Warning siren during lowering and dual flashing LED light
- Safety bracket for maintenance operations
- Horn
- Cylinder locking valve
- Emergency stop button
- Emergency lowering system
- Driving motor protection
- Anchoring eyebolts
- On-board diagnostics system
- Hour counter
- Proportional controls
- Fold-down guardrails
- Platform power socket
- Maintenance-free lithium battery
- Motion alarm
- Integral front and side holes for forklift transportation
- Charging protection system
- Charge level gauge
- Tie-down and lifting points
- Unidirectional platform extension
- Two-wheel drive
- Two-wheel steering
- Manual emergency brake release
- Hydraulic oil leak containments system
- Energy recovery system during lowering

**LOGISTICS****CONSTRUCTION**

ES1008AC+

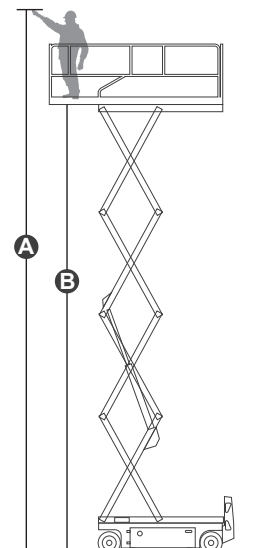
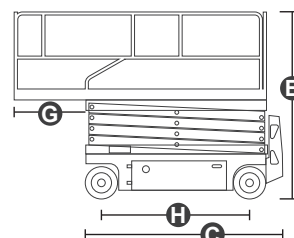
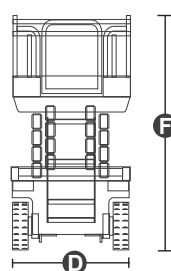
Load capacity		272 kg
Load capacity on extended platform		113 kg
Max. occupants (inside/outside)		2/0
Max. indoor working height	A	10.00 m
Platform floor level height indoor	B	8.00 m
Overall length	C	2.48 m
Overall width	D	0.83 m
Overall height (rails up)	E	2.36 m
Transport height (rails down)	F	1.90 m
Platform dimensions (length/width)		2.27 m / 0.81 m
Platform extension	G	0.90 m
Ground clearance (stowed)		0.10 m
Ground clearance (raised)		0.019 m
Wheelbase	H	1.87 m
Turning radius (inside)		0
Turning radius (outside)		2.10 m
Driving motors		2x15V AC/0.87 kW
Lifting motors		15V AC/3.42 kW
Travel speed (stowed)		6.0 km/h
Travel speed (raised)		0.8 km/h
Batteries		Lithium batteries 28.8 V/150 Ah
Hydraulic tank		20 l
Integrated battery charger		28 V/30 A
Gradeability		25%
Maximum working slope		1.5°/3°
Non-marking tyres		381×127 mm
Weight (CE)		2,230 kg



Electric actuator steering system



High efficiency pump system



STANDARDS MET: EN 280-1, ANSI/SAIA A92.20

The data given in this brochure are provided for information purposes and are subject to change without prior notice. All images are purely guideline and might not give an exact representation of the product.