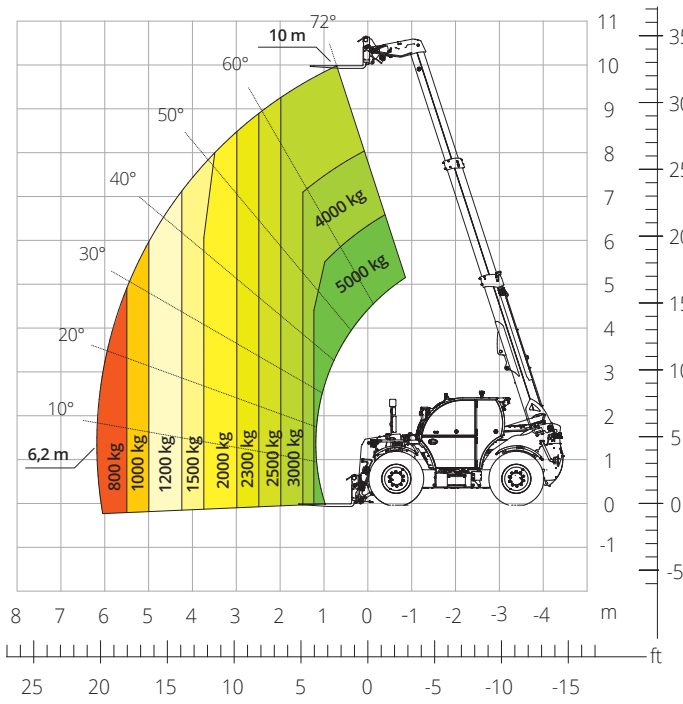


# THA

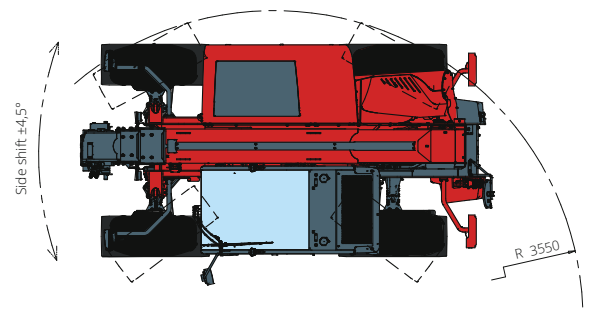
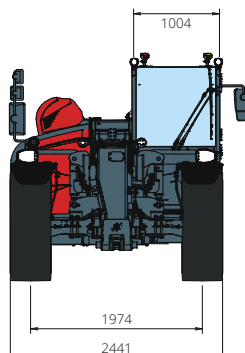
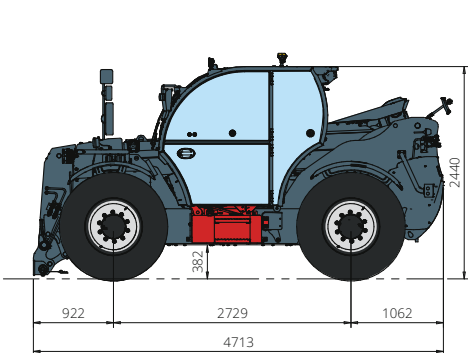


## 5.10

PRELIMINARY



AGRICULTURE



|  |   |   |
|--|---|---|
| <b>Machine model</b>                   | Telescopic handler  | THA 5.10  |
|  | Maximum lifting capacity  | 5,000 kg  |
|  | Maximum lifting height  | 10,00 m   |
|  | Maximum reach   | 6,20 m  |
| <b>Engine</b>                          | Model   | <b>FPT N45 Stage V</b>  |
|  | Rated power   | 125 kW (170 hp) a 2,200 rpm   |
|  | Maximum torque  | 410 Nm at 1,600 rpm   |
|  | Displacement  | 4.5 l   |
|  | Cylinders   | 4 in line   |
|  | Engine type   | Turbocharged direct injection diesel  |
|  | Cooling system  | Water – intercooler   |
| <b>Transmission</b>                    | Type  | CVT – 2M  |
|  | Maximum pressure  | 480 bar   |
|  | Gearbox   | Continuously variable   |
| <b>Axles and brakes</b>                | Type  | Axles with planetary gearboxes  |
|  | Front axle  | Steering, oscillating only with suspensions activated with levelling, +/-7° |
|  | Rear axle   | Steering, oscillating only with suspensions deactivated with hydraulic lock |
|  | Sideshift   | ±4.5°   |
|  | No. of driving wheels - steering wheels   | 4WD - 4WS   |
|  | Steering modes  | Frontal/Concentric/Crab   |
|  | Service brake   | Wet multi-disk on front and rear axle                                       |
|  | Parking brake   | Hydraulic with negative action on front and rear axles                      |
|  | Tyre sizes  | 460/70 R24  |
|  | <b>Performance</b>  | Max. travel speed   |
| Turning radius (over tyres)            |   | 3,550 mm  |
| Tractive effort                        |   | 10,800 daN  |
| <b>Weights</b>                         | Total unladen*  | 9,700 kg  |
| <b>Tank and system capacities</b>      | Diesel fuel   | 130 l   |
|  | AdBlue  | 20 l  |
|  | Hydraulic fluid   | 130 l   |
|  | Engine oil  | 13,5 l  |
|  | Cooling liquid  | -   |
| <b>Hydraulic circuit for movements</b> | Circuit type  | Electronic load sensing   |
|  | Service pump  | Variable displacement   |
|  | Max. hydraulic flow rate  | 165 l/min   |
|  | Max. boom head hydraulic flow rate  | 100 l/min   |
|  | Max. working pressure   | 350 bar   |
|  | Distributor for boom movements  | Electro-proportional valve  |
|  | Movements control   | 1 joystick with integrated manoeuvre enable                                 |
| <b>Road type approval</b>              | 167/2013: Mother Regulation   | T1b   |
| <b>Standards met</b>                   | 2006/42/EC: EU Machinery Directive  |   |
|  | 2000/14/EC: Noise Directive   |   |
|  | EN 1459-1: relating to standards on the safety requirements for variable-reach trucks |   |
|  | EN 280-1: standards relating to mobile elevating work platforms (if available)        |   |
|  | 2014/30/EU: EMC Directive   |   |
|  | ROPS/level 2 FOPS: relating to the standards for protective structures                |   |

The data given in this brochure are provided for information purposes and are subject to change without prior notice.  
All images are purely guideline and might not give an exact representation of the product.

\*the stated weight refers to the vehicle unladen with standard equipment and may vary depending on the chosen configuration.