

**ROUGH TERRAIN FORKLIFTS**

**FL**

**5,0A**

PRELIMINARY



**CONSTRUCTION**



**LOGISTIC**

<b>Model Identification</b>	Model name	FL5,0A	
	Load Capacity - with STD WVM3,0	5,000 kg	
	Load center	600 mm	
	Power source	Diesel	
	Distance from the center of the front axle to the fork deck	735 mm	
<b>Weight</b>	Weight	9,050 kg	
	Weight on front axle (laden) / rear axle (laden)	12,300/1,750 kg	
	Weight on front axle (unladen) / rear axle (unladen)	4,280/4,770 kg	
<b>Wheels</b>	Tyres type	Pneumatic	
	Tyres brand	Exmile	
	Dimensions of front wheels	445/65-22.5	
	Dimensions of rear wheels	12.5/80-18	
	Number of wheels drive	4WD - 2X /2X	
<b>Stage III engine</b>	Model name ID	FL5,0-C/A	
	Engine brand and model	QSF3.8t3TC115	
	Engine cylinders/displacement	4/3760	
	Rated speed	2,200 rpm	
	Engine emission stage	Stage IIIA	
	Kw/(hp)	86 kW (115hp)	
<b>Performances</b>	Travel speed (laden/unladen)	25/25 km/h	
	Lifting speed (laden/unladen)	0.45/0.52 m/s	
	Lowering speed (laden/unladen)	0.5/0.43 m/s	
	Drawbar pull (laden)	8,600 daN	
	Gradeability (laden)	45 %	
	Transmission model	4F50	
	Transmission type	Hydraulic - 3-speed Powershift	
	Axles type	Wet braking	
	Differential with automatic locking function	Electric differential lock by manual	
	Service brake	Hydraulic	
	Park brake	Mechanical	
	Battery	24 V	
	<b>Others</b>	Working hydraulic pressure for attachments	200 bar
		Oil flow rate for attachments	180 l/min
Noise level Lwa dB(A) guaranteed		WIP	

## FULL COSTUMIZATION POTENTIAL

You can get max comfort even in extreme environments! Choose from a full list of options for your forklift from the sound-absorbing panel to the closed cab.

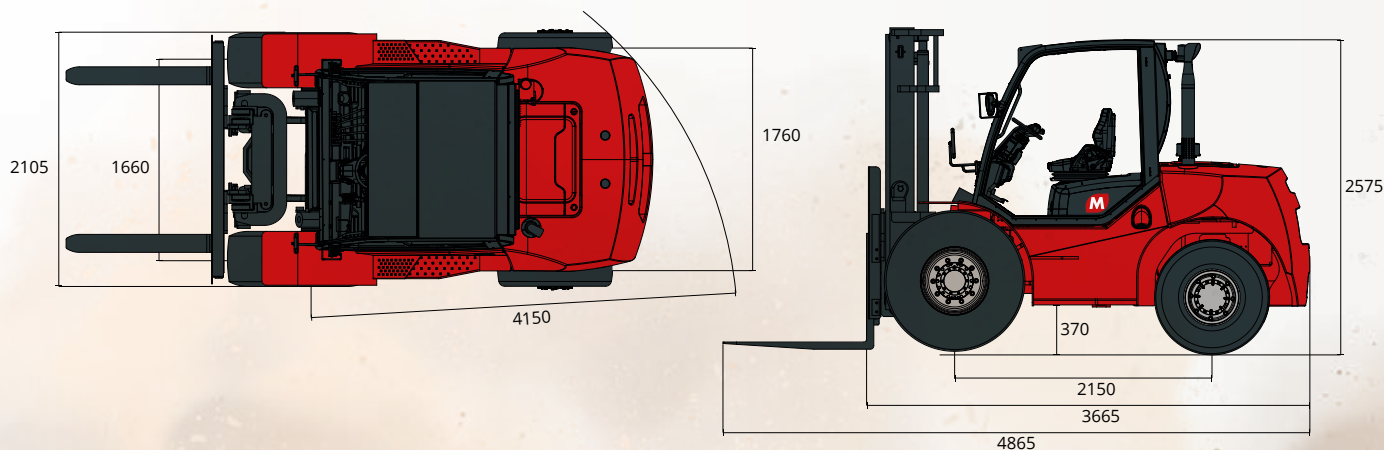
Get the best efficiency and versatility for your workday.



## FULLY CLOSED CAB AVAILABLE AS AN OPTION

Customize your machine with a fully enclosed cabin, full-height doors, and an optional air conditioning and heating system for ultimate operator comfort and flexibility.

# DIMENSIONS

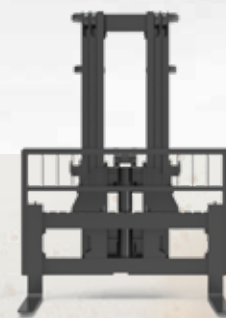
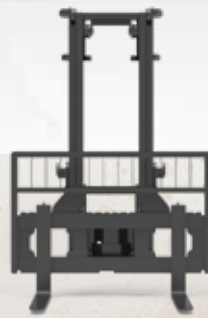


**EXCEPTIONAL**  
OFF-ROAD TRACTION

**EXCELLENT**  
MANEUVERABILITY

**ROBUST**  
AND DURABLE MATERIALS

**GREAT**  
LOAD CAPACITY  
& LIFTING HEIGHT



# MASTS

Type		Wide View			Triplex				
Model		M-FL-1009	M-FL-1010	M-FL-1011	M-FL-1012	M-FL-1013	M-FL-1014	M-FL-1015	M-FL-1016
Configuration		std	opt	opt	opt	opt	opt	opt	opt
Max. lifting height (mm)		3,000	3,700	4,000	4,000	4,300	4,500	4,800	5,000
Max. height (mm)	Lowered height	2,685	3,035	3,185	2,760	2,850	2,910	3,010	3,060
	Extended height without load backrest	4,183	4,883	5,183	5,470	5,740	5,920	6,220	6,399
Free lift height (mm)	Without load backrest	170	170	170	1,300	1,420	1,500	1,600	1,671
Front overhang (mm)		735	735	735	804	804	804	804	804
Tilting angle	Front	15	15	15	15	15	15	15	10
	Rear	15	15	15	15	15	15	15	15
Load Capacity (kg) 500 mm load center	ISO 22915-2	5,000	5,000	5,000	5,000	4,600	4,300	4,100	3,900
	ISO 22915-13	5,000	5,000	5,000	5,000	4,500	4,100	3,900	3,500

## FEATURES FL 5,0A

- OHG cabin
- Road lights front and rear
- Flashing amber beacon light
- Right & left rear view mirrors
- 4 valve and piping
- Tie-down rings
- Suspended seat
- Comfort armrest
- 4-inch LCD display
- On-board diagnostic system
- Emergency stop button inside of the cabin
- Hourmeter
- Back-up buzzer
- Manual parking brake
- Seat belt interlock system predisposition (OPS needed if required)

## OPTIONS FL 5,0A

- Front window with wiper
- Rear window with wiper
- Closed cabin
- Heater
- Air conditioning
- Noise insulating pad
- Foam filled tires (replace standard tyres)
- No marking tyres (only foam filled version - replace standard tyres)
- Front working light
- European standard 7-core waterproof socket
- 5th additional hose
- 5th additional valve
- Weighing system - include print function
- Weighing system - without print function
- Sparkle arrestor
- Blue signal light
- Panoramic spherical mirror
- Additional lockable main power switch inside of the cab
- Operator presence system (OPT) with alarm - CE 2023
- Operator presence system with engine inhibition - mandatory for Australia
- Customized painting
- Predisposition for road registration
- Fleet management - CAN-bus plug predisposition

## FULL RANGE



FL 2,5A



FL 3,0A



FL 3,5A



FL 5,0A