

# ROUGH TERRAIN FORKLIFTS

# FL

# 2,5

PRELIMINARY



CONSTRUCTION



LOGISTIC

<b>Model Identification</b>	Model name	FL2,5	
	Load Capacity - with STD WVM3,0	2,500 kg	
	Load center	500 mm	
	Power source	Diesel	
	Distance from the center of the front axle to the fork deck	600 mm	
<b>Weight</b>	Weight	5,400 kg	
	Weight on front axle (laden) / rear axle (laden)	6,810/1,090 kg	
	Weight on front axle (unladen) / rear axle (unladen)	2,390/3,010 kg	
<b>Wheels</b>	Tyres type	Pneumatic	
	Tyres brand	Exmile	
	Dimensions of front wheels	12-16.5-14PR	
	Dimensions of rear wheels	10,0/75-15,3	
	Number of wheels drive	4WD - 2X /2X	
<b>Stage V engine</b>	Model name ID	FL2,5-K/V	
	Engine brand and model	KUBOTA V2607-CR-TE5B	
	Engine cylinders/displacement	4/2615	
	Rated speed	2,400 rpm	
	Engine emission stage	Stage V	
	Kw/(hp)	47.3 kW (63hp)	
<b>Performances</b>	Travel speed (laden/unladen)	23/25 km/h	
	Lifting speed (laden/unladen)	0.50/0.51 m/s	
	Lowering speed (laden/unladen)	0.4/0.45 m/s	
	Drawbar pull (laden)	4,200 daN	
	Gradeability (laden)	52 %	
	Transmission model	4F35S	
	Transmission type	Hydraulic - 3-speed Powershift	
	Axles type	Wet braking	
	Differential with automatic locking function	Electric differential lock by manual	
	Service brake	Hydraulic	
	Park brake	Mechanical	
	Battery	12 V	
	<b>Others</b>	Working hydraulic pressure for attachments	185 bar
		Oil flow rate for attachments	80 l/min
Noise level Lwa dB(A) guaranteed		101 dB(A)	

## FULL COSTUMIZATION POTENTIAL

You can get max comfort even in extreme environments! Choose from a full list of options for your forklift from the sound-absorbing panel to the closed cab.

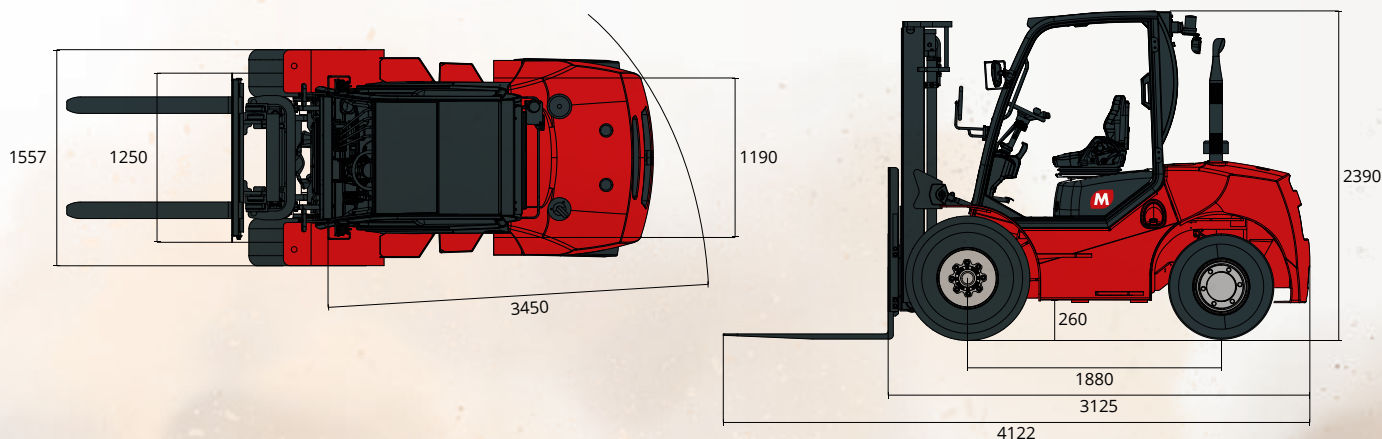
Get the best efficiency and versatility for your workday.



## FULLY CLOSED CAB AVAILABLE AS AN OPTION

Customize your machine with a fully enclosed cabin, full-height doors, and an optional air conditioning and heating system for ultimate operator comfort and flexibility.

# DIMENSIONS

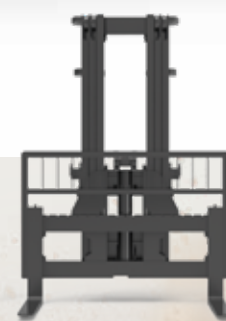



**EXCEPTIONAL**  
**OFF-ROAD TRACTION**

**EXCELLENT**  
**MANEUVERABILITY**

**ROBUST**  
**AND DURABLE MATERIALS**

**GREAT**  
**LOAD CAPACITY**  
**& LIFTING HEIGHT**



# MASTS

Type	Wide View			Triplex					
	M-FL-1001	M-FL-1002	M-FL-1003	M-FL-1004	M-FL-1005	M-FL-1006	M-FL-1007	M-FL-1008	
Model									
Configuration	std	opt	opt	opt	opt	opt	opt	opt	
Max. lifting height (mm)	3,000	3,700	4,000	4,000	4,300	4,500	4,700	5,000	
Max. height (mm)	Lowered height	2,215	2,615	2,815	2,115	2,215	2,265	2,365	2,515
	Extended height without load backrest	3,782	4,482	4,782	4,860	5,160	5,360	5,560	5,860
Free lift height (mm)	Without load backrest	140	140	140	1,255	1,355	1,405	1,505	1,655
Front overhang (mm)		585	585	585	603	603	603	603	603
Tilting angle	Front	10	10	10	10	10	10	10	6
	Rear	12	12	12	12	12	12	12	6
Load Capacity (kg) 500 mm load center	ISO 22915-2	2,500	2,500	2,500	2,500	2,400	2,200	2,000	1,900
	ISO 22915-13	2,500	2,500	2,100	2,000	1,900	1,700	1,400	1,100

With Cascade fork positioner -300Kg on load capacity.

With Cascade sidershifter and fork positioner -500Kg on load capacity

## FEATURES FL 2,5

- Open cabin (front & rear windshield)
- Front & rear wipers
- Road lights front and rear
- LED front working light
- Blue light
- Flashing amber beacon light
- Right & left rear view mirrors
- Panoramic spherical mirror
- 4 valve and piping
- Tie-down rings
- Suspended seat
- Seat belt interlock system predisposition (OPS needed if required)
- Comfort armrest
- 4-inch color LCD screen
- On board diagnostic system
- Emergency stop button inside of the cabin
- Manual parking brake
- Hourmeter
- Back-up buzzer

## OPTIONS FL 2,5

- Closed cabin
- Heater
- Air conditioning
- Noise insulating pad
- Super elastic tyre (replace standard tyres)
- Front solid tyres
- No marking tyres
- European standard 7-core waterproof socket
- Sparkle arrestor
- Additional lockable main power switch inside of the cab
- Operator presence system (OPT) with alarm - CE 2023
- Operator presence system with engine inhibition - mandatory for Australia
- Customized painting
- Predisposition for road registration
- Fleet management - CANBUS plug predisposition

## FULL RANGE



FL 2,5



FL 3,0



FL 3,5



FL 5,0