

**IN**
OUT
4WD
4WS

EAB24RT

Articulated boom lifts



STANDARD EQUIPMENT

- Oscillating front axle
- Two travel speeds
- Four-wheel steering
- Four-wheel drive
- 360° rotation (continuous)
- Special construction equipment-grade integral driveshaft
- Proportional controls
- Thumb rocker steering
- Flashing light
- Non-marking tyres
- Horn
- Hour counter
- Harsh environment kits
- 12V DC Auxiliary power

BATTERY

- Lithium battery -Maintenance-free
- Battery capacity: 80V/320Ah
- Charger: -
- Single and three-phase, 380V & 220V
- Recharge time, 0 -100% (hours)*: 5.5

BASKET

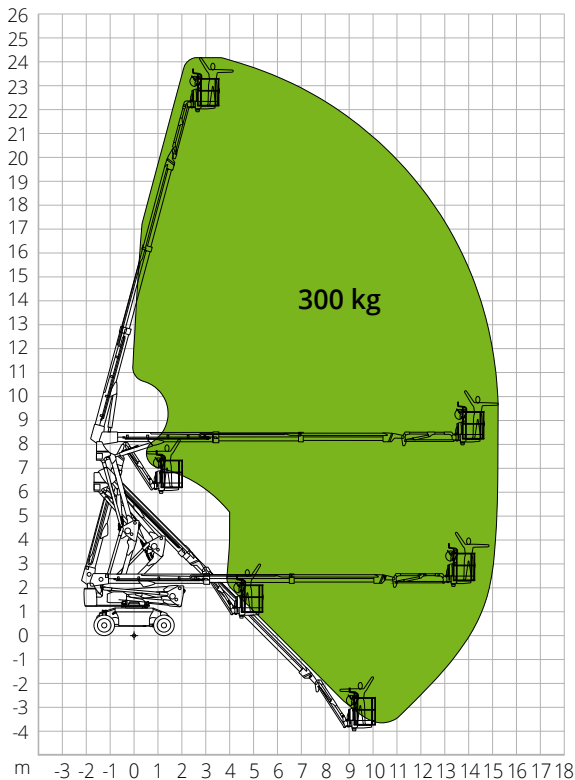
- Self-levelling
- Rotation +/-90°
- Schuko power socket 16A/250 V

SAFETY

- Drive enable system
- Platform load moment indicator
- On-board diagnostics system
- Emergency lowering system
- Tilt indicator with alarm
- Crushing protection

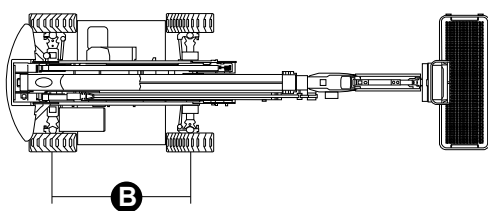
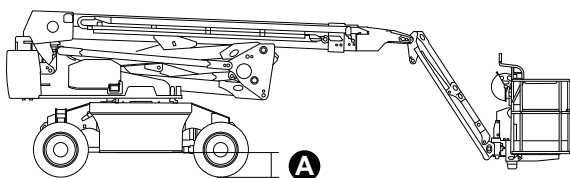
**CONSTRUCTION****LOGISTICS**

LOAD CHART



DIMENSIONS

Platform length	-
Platform length (transport)	8.80 m
Platform width (tyres)	-
Platform width (transport)	2.50 m
Platform height	-
Platform height (transport)	2.60 m
Wheelbase	B 2.50 m
Tailswing	0.85 m
Ground clearance	A 0.28 m



STANDARDS COMPLIANCE: EN280-1, ANSI/SAIA A92.20

The data given in this brochure are provided for information purposes and are subject to change without prior notice. All images are purely guideline and might not give an exact representation of the product.

EAB24RT

Technical data

Max. working height	24.27 m
Max. basket height	22.27 m
Articulation point	8.10 m
Max. reach	15.29 m
Turning radius (outside)	5.54 m
Turning radius (inside)	3.68 m
Basket width	0.91 m
Basket length	2.44 m
Basket rotation	180°
Jib type	Standard
Jib length	1.50 m
Jib vertical rotation	132°
Below-ground height	3.74 m
Auxiliary power	12V DC

Performance

Platform max. load capacity	300 kg
Max. occupants	2
Max. gradeability (stowed)	40%
Max. working slope	X-5°/Y-5°
Max. wind speed	12.5 m/s
Travel speed (closed config.)	6.0 km/h
Travel speed (working config.)	1.1 km/h
Turret rotation (continuous)	360°

Engine

Power	80VDC/30kW
Hydraulic tank capacity	160 l
Transmission	Hydrostatic

Total weight

Total weight	12,000 kg
--------------	-----------

Specific characteristics

Tyres	315/55 D20
Battery type	Lithium battery
Battery capacity	80V/320Ah
Charger	-
Charger type	Single-and three-phase, 380V & 220V
Recharge time, 0 -100% (hours)*	5,5
Lifting motors	80VDC/26kW

*Nominal. The actual value depends on weather and usage factors